

## Master Planner Report

Effective date: 2020-06-21  
From Date: 2020-12-21  
To Date: 2021-05-30  
Selling Option Type: SellingOption Regular  
Selling Option Nature: Regular

Channel	Selling Option	Estimate Period	Rationale	Time Info
OLN	Early Prime Rotation	2020-12-21 - 2021-05-30	Meter : 12/16/2019- 3/15/2029 Actuals	18:00 - 20:00 MTWTF..

## Master Planner Report

Effective date: 2020-06-21  
From Date: 2020-12-21  
To Date: 2021-05-30  
Selling Option Type: SellingOption Regular  
Selling Option Nature: Regular

Channel	Selling Option	Estimate Period	Rationale	Time Info
	Fail Army Friday	2020-12-21 - 2021-05-30	Meter : 12/16/2019- 3/15/2029 Actuals	20:00 - 0:00 ....F..

## Master Planner Report

Effective date: 2020-06-21

From Date: 2020-12-21

To Date: 2021-05-30

Selling Option Type: SellingOption Regular

Selling Option Nature: Regular

Channel	Selling Option	Estimate Period	Rationale	Time Info
	Impractical Jokers Tuesday	2020-12-21 - 2021-05-30	Meter : 12/16/2019- 3/15/2029 Actuals	20:00 - 0:00 .T.....

## Master Planner Report

Effective date: 2020-06-21

From Date: 2020-12-21

To Date: 2021-05-30

Selling Option Type: SellingOption Regular

Selling Option Nature: Regular

Channel	Selling Option	Estimate Period	Rationale	Time Info

## Master Planner Report

Effective date: 2020-06-21  
From Date: 2020-12-21  
To Date: 2021-05-30  
Selling Option Type: SellingOption Regular  
Selling Option Nature: Regular

Channel	Selling Option	Estimate Period	Rationale	Time Info
	Impractical Jokers Wednesday	2020-12-21 - 2021-05-30	Meter : 12/16/2019- 3/15/2029 Actuals	20:00 - 0:00 ..W....

## Master Planner Report

Effective date: 2020-06-21  
From Date: 2020-12-21  
To Date: 2021-05-30  
Selling Option Type: SellingOption Regular  
Selling Option Nature: Regular

Channel	Selling Option	Estimate Period	Rationale	Time Info
	Storage Wars Monday	2020-12-21 - 2021-05-30	Meter : 12/16/2019- 3/15/2029 Actuals	20:00 - 0:00 M.....

## Master Planner Report

Effective date: 2020-06-21

From Date: 2020-12-21

To Date: 2021-05-30

Selling Option Type: SellingOption Regular

Selling Option Nature: Regular

Channel	Selling Option	Estimate Period	Rationale	Time Info

## Master Planner Report

**Effective date:** 2020-06-21  
**From Date:** 2020-12-21  
**To Date:** 2021-05-30  
**Selling Option Type:** SellingOption Regular  
**Selling Option Nature:** Regular

Channel	Selling Option	Estimate Period	Rationale	Time Info
	Storage Wars Thursday	2020-12-21 - 2021-05-30	Meter : 12/16/2019- 3/15/2029 Actuals	20:00 - 0:00 ...T...



## Master Planner Report

Effective date: 2020-06-21  
From Date: 2020-12-21  
To Date: 2021-05-30  
Selling Option Type: SellingOption Regular  
Selling Option Nature: Regular

Channel	Selling Option	Estimate Period	Rationale	Time Info
	Weekday Afternoon Rotation	2020-12-21 - 2021-05-30	Meter : 12/16/2019- 3/15/2029 Actuals	13:00 - 18:00 MTWTF..

## Master Planner Report

Effective date: 2020-06-21

From Date: 2020-12-21

To Date: 2021-05-30

Selling Option Type: SellingOption Regular

Selling Option Nature: Regular

Channel	Selling Option	Estimate Period	Rationale	Time Info

## Master Planner Report

Effective date: 2020-06-21  
From Date: 2020-12-21  
To Date: 2021-05-30  
Selling Option Type: SellingOption Regular  
Selling Option Nature: Regular

Channel	Selling Option	Estimate Period	Rationale	Time Info
	Weekday Late Night Rotation	2020-12-21 - 2021-05-30	Meter : 12/16/2019- 3/15/2029 Actuals	0:00 - 5:00 MTWTF..

## Master Planner Report

Effective date: 2020-06-21

From Date: 2020-12-21

To Date: 2021-05-30

Selling Option Type: SellingOption Regular

Selling Option Nature: Regular

Channel	Selling Option	Estimate Period	Rationale	Time Info
	Weekday Morning Rotation	2020-12-21 - 2021-05-30	Meter : 12/16/2019- 3/15/2029 Actuals	5:00 - 13:00 MTWTF..

## Master Planner Report

Effective date: 2020-06-21

From Date: 2020-12-21

To Date: 2021-05-30

Selling Option Type: SellingOption Regular

Selling Option Nature: Regular

Channel	Selling Option	Estimate Period	Rationale	Time Info

## Master Planner Report

Effective date: 2020-06-21

From Date: 2020-12-21

To Date: 2021-05-30

Selling Option Type: SellingOption Regular

Selling Option Nature: Regular

Channel	Selling Option	Estimate Period	Rationale	Time Info
	Weekend Day Rotation	2020-12-21 - 2021-05-30	Meter : 12/16/2019- 3/15/2029 Actuals	5:00 - 18:00 .....SASU

## Master Planner Report

Effective date: 2020-06-21  
From Date: 2020-12-21  
To Date: 2021-05-30  
Selling Option Type: SellingOption Regular  
Selling Option Nature: Regular

Channel	Selling Option	Estimate Period	Rationale	Time Info
	Weekend Late Night Rotation	2020-12-21 - 2021-05-30	Meter : 12/16/2019- 3/15/2029 Actuals	0:00 - 5:00 .....SASU

## Master Planner Report

Effective date: 2020-06-21

From Date: 2020-12-21

To Date: 2021-05-30

Selling Option Type: SellingOption Regular

Selling Option Nature: Regular

Channel	Selling Option	Estimate Period	Rationale	Time Info



## Master Planner Report

Effective date: 2020-06-21  
From Date: 2020-12-21  
To Date: 2021-05-30  
Selling Option Type: SellingOption Regular  
Selling Option Nature: Regular

Channel	Selling Option	Estimate Period	Rationale	Time Info
	Weekend Prime Rotation	2020-12-21 - 2021-05-30	Meter : 12/16/2019- 3/15/2029 Actuals	18:00 - 0:00 .....SASU

## Master Planner Report

Effective date: 2020-06-21

From Date: 2020-12-21

To Date: 2021-05-30

Selling Option Type: SellingOption Regular

Selling Option Nature: Regular

Channel	Selling Option	Estimate Period	Rationale	Time Info



Market Name	A18+	A18-34	A18-49	A25-54	M18+	M18-34
Audience TC	12.4	2.2	4.7	4.9	8.0	1.3
BARRIE EM	0.1	0.0	0.0	0.1	0.1	0.0
CALGARY-LETHBRIDGE EM	0.1	0.0	0.0	0.0	0.1	0.0
CARLETON EM	0.1	0.0	0.0	0.0	0.1	0.0
CHARLOTTETOWN EM	0.1	0.0	0.0	0.0	0.1	0.0
DAWSON CREEK EM	0.1	0.0	0.0	0.0	0.1	0.0
EDMONTON EM	0.1	0.0	0.0	0.0	0.1	0.0
HALIFAX EM	0.1	0.0	0.0	0.0	0.1	0.0
KELOWNA EM	0.1	0.0	0.0	0.0	0.1	0.0
KINGSTON EM	0.1	0.0	0.0	0.0	0.1	0.0
KITCHENER EM	0.1	0.0	0.0	0.0	0.1	0.0
KITCHENER-LONDON EM	0.1	0.0	0.0	0.0	0.1	0.0
LLOYDMINSTER EM	0.1	0.0	0.0	0.0	0.1	0.0
LONDON EM	0.1	0.0	0.0	0.0	0.1	0.0
MEDICINE HAT EM	0.1	0.0	0.0	0.0	0.1	0.0
MONTRÉAL ANGLO EM	0.1	0.0	0.0	0.0	0.1	0.0
National English Rating	0.1	0.0	0.0	0.0	0.1	0.0
OTTAWA-GATINEAU ANGLO	0.1	0.0	0.0	0.0	0.1	0.0
PETERBOROUGH EM	0.1	0.0	0.0	0.1	0.1	0.0
PRINCE ALBERT EM	0.1	0.0	0.0	0.1	0.1	0.1
PRINCE GEORGE-	0.1	0.0	0.0	0.0	0.1	0.0
REGINA-MOOSE JAW EM	0.1	0.0	0.0	0.0	0.1	0.0
SAINT JOHN-MONCTON EM	0.1	0.0	0.0	0.0	0.1	0.0
SASKATOON EM	0.1	0.0	0.0	0.0	0.1	0.0



Market Name	A18+	A18-34	A18-49	A25-54	M18+	M18-34
ST. JOHN'S-CORNER BROOK	0.1	0.0	0.0	0.0	0.1	0.0
SUDBURY-TIMMINS-NORTH	0.1	0.0	0.0	0.0	0.1	0.0
SYDNEY-GLACE BAY EM	0.1	0.0	0.0	0.1	0.1	0.0
TERRACE-KITIMAT EM	0.1	0.0	0.0	0.1	0.1	0.0
THE KOOTENAYS	0.1	0.0	0.0	0.0	0.1	0.0
THUNDER BAY EM	0.1	0.0	0.0	0.0	0.1	0.0
TORONTO-HAMILTON EM	0.1	0.0	0.0	0.0	0.1	0.0
VANCOUVER-VICTORIA EM	0.1	0.0	0.0	0.0	0.1	0.0
WINDSOR EM ESSEX	0.1	0.0	0.0	0.0	0.1	0.0
WINNIPEG EM	0.1	0.0	0.0	0.0	0.1	0.0
YORKTON EM	0.1	0.0	0.1	0.1	0.1	0.1
Audience TC	8.9	2.1	4.2	2.8	5.5	1.6
BARRIE EM	0.0	0.0	0.0	0.0	0.1	0.1
CALGARY-LETHBRIDGE EM	0.0	0.0	0.0	0.0	0.0	0.0
CARLETON EM	0.0	0.0	0.0	0.0	0.1	0.1
CHARLOTTETOWN EM	0.0	0.0	0.0	0.0	0.1	0.1
DAWSON CREEK EM	0.0	0.0	0.0	0.0	0.1	0.1
EDMONTON EM	0.0	0.0	0.0	0.0	0.0	0.0
HALIFAX EM	0.0	0.0	0.0	0.0	0.0	0.0
KELOWNA EM	0.0	0.0	0.0	0.0	0.1	0.1
KINGSTON EM	0.0	0.0	0.0	0.0	0.1	0.1
KITCHENER EM	0.0	0.0	0.0	0.0	0.1	0.1
KITCHENER-LONDON EM	0.0	0.0	0.0	0.0	0.1	0.1
LLOYDMINSTER EM	0.0	0.0	0.0	0.0	0.1	0.1



Market Name	A18+	A18-34	A18-49	A25-54	M18+	M18-34
LONDON EM	0.0	0.0	0.0	0.0	0.1	0.1
MEDICINE HAT EM	0.0	0.0	0.0	0.0	0.1	0.1
MONTRÉAL ANGLO EM	0.0	0.0	0.0	0.0	0.1	0.1
National English Rating	0.0	0.0	0.0	0.0	0.1	0.1
OTTAWA-GATINEAU ANGLO	0.0	0.0	0.0	0.0	0.0	0.0
PETERBOROUGH EM	0.0	0.0	0.0	0.0	0.1	0.1
PRINCE ALBERT EM	0.0	0.0	0.0	0.0	0.1	0.1
PRINCE GEORGE-	0.0	0.0	0.0	0.0	0.1	0.1
REGINA-MOOSE JAW EM	0.0	0.0	0.0	0.0	0.1	0.1
SAINT JOHN-MONCTON EM	0.0	0.0	0.0	0.0	0.1	0.1
SASKATOON EM	0.0	0.0	0.0	0.0	0.1	0.1
ST. JOHN'S-CORNER BROOK	0.0	0.0	0.0	0.0	0.1	0.1
SUDBURY-TIMMINS-NORTH	0.0	0.0	0.0	0.0	0.1	0.1
SYDNEY-GLACE BAY EM	0.0	0.0	0.0	0.0	0.1	0.1
TERRACE-KITIMAT EM	0.0	0.0	0.0	0.0	0.1	0.1
THE KOOTENAYS	0.0	0.0	0.0	0.0	0.1	0.1
THUNDER BAY EM	0.0	0.0	0.0	0.0	0.1	0.1
TORONTO-HAMILTON EM	0.0	0.0	0.0	0.0	0.1	0.1
VANCOUVER-VICTORIA EM	0.0	0.0	0.0	0.0	0.0	0.0
WINDSOR EM ESSEX	0.0	0.0	0.0	0.0	0.1	0.1
WINNIPEG EM	0.0	0.0	0.0	0.0	0.1	0.1
YORKTON EM	0.1	0.0	0.0	0.0	0.1	0.1
Audience TC	10.8	3.0	7.0	7.5	6.2	1.5
BARRIE EM	0.1	0.1	0.1	0.1	0.1	0.1



Market Name	A18+	A18-34	A18-49	A25-54	M18+	M18-34
CALGARY-LETHBRIDGE EM	0.0	0.0	0.1	0.1	0.1	0.0
CARLETON EM	0.1	0.1	0.1	0.1	0.1	0.1
CHARLOTTETOWN EM	0.1	0.1	0.1	0.1	0.1	0.1
DAWSON CREEK EM	0.0	0.0	0.1	0.1	0.1	0.0
EDMONTON EM	0.0	0.0	0.1	0.1	0.1	0.0
HALIFAX EM	0.0	0.0	0.1	0.1	0.1	0.0
KELOWNA EM	0.1	0.1	0.1	0.1	0.1	0.1
KINGSTON EM	0.1	0.1	0.1	0.1	0.1	0.1
KITCHENER EM	0.1	0.0	0.1	0.1	0.1	0.1
KITCHENER-LONDON EM	0.1	0.1	0.1	0.1	0.1	0.1
LLOYDMINSTER EM	0.1	0.1	0.1	0.1	0.1	0.1
LONDON EM	0.1	0.1	0.1	0.1	0.1	0.1
MEDICINE HAT EM	0.1	0.0	0.1	0.1	0.1	0.1
MONTRÉAL ANGLO EM	0.0	0.0	0.1	0.1	0.1	0.0
National English Rating	0.1	0.0	0.1	0.1	0.1	0.1
OTTAWA-GATINEAU ANGLO	0.0	0.0	0.1	0.1	0.1	0.0
PETERBOROUGH EM	0.1	0.1	0.1	0.1	0.1	0.1
PRINCE ALBERT EM	0.1	0.1	0.1	0.1	0.1	0.1
PRINCE GEORGE-	0.1	0.1	0.1	0.1	0.1	0.1
REGINA-MOOSE JAW EM	0.1	0.0	0.1	0.1	0.1	0.1
SAINT JOHN-MONCTON EM	0.1	0.1	0.1	0.1	0.1	0.1
SASKATOON EM	0.0	0.0	0.1	0.1	0.1	0.0
ST. JOHN'S-CORNER BROOK	0.1	0.1	0.1	0.1	0.1	0.1
SUDBURY-TIMMINS-NORTH	0.1	0.1	0.1	0.1	0.1	0.1



Market Name	A18+	A18-34	A18-49	A25-54	M18+	M18-34
SYDNEY-GLACE BAY EM	0.1	0.1	0.1	0.1	0.1	0.1
TERRACE-KITIMAT EM	0.1	0.1	0.1	0.1	0.1	0.1
THE KOOTENAYS	0.1	0.1	0.1	0.1	0.1	0.1
THUNDER BAY EM	0.1	0.1	0.1	0.1	0.1	0.1
TORONTO-HAMILTON EM	0.0	0.0	0.1	0.1	0.1	0.0
VANCOUVER-VICTORIA EM	0.0	0.0	0.1	0.1	0.1	0.0
WINDSOR EM ESSEX	0.1	0.1	0.1	0.1	0.1	0.1
WINNIPEG EM	0.1	0.0	0.1	0.1	0.1	0.1
YORKTON EM	0.1	0.1	0.1	0.1	0.1	0.1
Audience TC	13.2	4.5	9.5	8.7	8.8	3.2
BARRIE EM	0.1	0.1	0.1	0.1	0.1	0.1
CALGARY-LETHBRIDGE EM	0.1	0.1	0.1	0.1	0.1	0.1
CARLETON EM	0.1	0.1	0.1	0.1	0.1	0.1
CHARLOTTETOWN EM	0.1	0.1	0.1	0.1	0.1	0.1
DAWSON CREEK EM	0.1	0.1	0.1	0.1	0.1	0.1
EDMONTON EM	0.1	0.1	0.1	0.1	0.1	0.1
HALIFAX EM	0.1	0.1	0.1	0.1	0.1	0.1
KELOWNA EM	0.1	0.1	0.1	0.1	0.1	0.1
KINGSTON EM	0.1	0.1	0.1	0.1	0.1	0.1
KITCHENER EM	0.1	0.1	0.1	0.1	0.1	0.1
KITCHENER-LONDON EM	0.1	0.1	0.1	0.1	0.1	0.1
LLOYDMINSTER EM	0.1	0.1	0.1	0.1	0.1	0.1
LONDON EM	0.1	0.1	0.1	0.1	0.1	0.1
MEDICINE HAT EM	0.1	0.1	0.1	0.1	0.1	0.1



Market Name	A18+	A18-34	A18-49	A25-54	M18+	M18-34
MONTRÉAL ANGLO EM	0.1	0.1	0.1	0.1	0.1	0.1
National English Rating	0.1	0.1	0.1	0.1	0.1	0.1
OTTAWA-GATINEAU ANGLO	0.1	0.1	0.1	0.1	0.1	0.1
PETERBOROUGH EM	0.1	0.1	0.1	0.1	0.1	0.1
PRINCE ALBERT EM	0.1	0.1	0.1	0.1	0.1	0.1
PRINCE GEORGE-	0.1	0.1	0.1	0.1	0.1	0.1
REGINA-MOOSE JAW EM	0.1	0.1	0.1	0.1	0.1	0.1
SAINT JOHN-MONCTON EM	0.1	0.1	0.1	0.1	0.1	0.1
SASKATOON EM	0.1	0.1	0.1	0.1	0.1	0.1
ST. JOHN'S-CORNER BROOK	0.1	0.1	0.1	0.1	0.1	0.1
SUDBURY-TIMMINS-NORTH	0.1	0.1	0.1	0.1	0.1	0.1
SYDNEY-GLACE BAY EM	0.1	0.1	0.1	0.1	0.1	0.1
TERRACE-KITIMAT EM	0.1	0.1	0.1	0.1	0.1	0.1
THE KOOTENAYS	0.1	0.1	0.1	0.1	0.1	0.1
THUNDER BAY EM	0.1	0.1	0.1	0.1	0.1	0.1
TORONTO-HAMILTON EM	0.1	0.1	0.1	0.1	0.1	0.1
VANCOUVER-VICTORIA EM	0.1	0.1	0.1	0.1	0.1	0.1
WINDSOR EM ESSEX	0.1	0.1	0.1	0.1	0.1	0.1
WINNIPEG EM	0.1	0.1	0.1	0.1	0.1	0.1
YORKTON EM	0.1	0.1	0.1	0.1	0.1	0.1
Audience TC	15.2	3.4	5.4	3.2	10.7	3.1
BARRIE EM	0.1	0.1	0.1	0.0	0.1	0.1
CALGARY-LETHBRIDGE EM	0.1	0.1	0.0	0.0	0.1	0.1
CARLETON EM	0.1	0.1	0.1	0.0	0.1	0.1





Market Name	A18+	A18-34	A18-49	A25-54	M18+	M18-34
CHARLOTTETOWN EM	0.1	0.1	0.1	0.0	0.1	0.1
DAWSON CREEK EM	0.1	0.1	0.0	0.0	0.1	0.1
EDMONTON EM	0.1	0.1	0.0	0.0	0.1	0.1
HALIFAX EM	0.1	0.1	0.0	0.0	0.1	0.1
KELOWNA EM	0.1	0.1	0.1	0.0	0.1	0.1
KINGSTON EM	0.1	0.1	0.1	0.0	0.1	0.1
KITCHENER EM	0.1	0.1	0.0	0.0	0.1	0.1
KITCHENER-LONDON EM	0.1	0.1	0.0	0.0	0.1	0.1
LLOYDMINSTER EM	0.1	0.1	0.1	0.0	0.1	0.1
LONDON EM	0.1	0.1	0.0	0.0	0.1	0.1
MEDICINE HAT EM	0.1	0.1	0.0	0.0	0.1	0.1
MONTRÉAL ANGLO EM	0.1	0.1	0.0	0.0	0.1	0.1
National English Rating	0.1	0.1	0.0	0.0	0.1	0.1
OTTAWA-GATINEAU ANGLO	0.1	0.1	0.0	0.0	0.1	0.1
PETERBOROUGH EM	0.1	0.1	0.1	0.0	0.1	0.1
PRINCE ALBERT EM	0.1	0.1	0.1	0.0	0.1	0.1
PRINCE GEORGE-	0.1	0.1	0.1	0.0	0.1	0.1
REGINA-MOOSE JAW EM	0.1	0.1	0.0	0.0	0.1	0.1
SAINT JOHN-MONCTON EM	0.1	0.1	0.0	0.0	0.1	0.1
SASKATOON EM	0.1	0.1	0.0	0.0	0.1	0.1
ST. JOHN'S-CORNER BROOK	0.1	0.1	0.0	0.0	0.1	0.1
SUDBURY-TIMMINS-NORTH	0.1	0.1	0.1	0.0	0.1	0.1
SYDNEY-GLACE BAY EM	0.1	0.1	0.1	0.0	0.1	0.1
TERRACE-KITIMAT EM	0.1	0.1	0.1	0.0	0.1	0.1



Market Name	A18+	A18-34	A18-49	A25-54	M18+	M18-34
THE KOOTENAYS	0.1	0.1	0.1	0.0	0.1	0.1
THUNDER BAY EM	0.1	0.1	0.1	0.0	0.1	0.1
TORONTO-HAMILTON EM	0.1	0.1	0.0	0.0	0.1	0.1
VANCOUVER-VICTORIA EM	0.1	0.1	0.0	0.0	0.1	0.1
WINDSOR EM ESSEX	0.1	0.1	0.0	0.0	0.1	0.1
WINNIPEG EM	0.1	0.1	0.0	0.0	0.1	0.1
YORKTON EM	0.1	0.1	0.1	0.0	0.1	0.1
Audience TC	19.4	3.1	5.9	4.8	13.1	2.9
BARRIE EM	0.1	0.1	0.1	0.0	0.1	0.1
CALGARY-LETHBRIDGE EM	0.1	0.0	0.0	0.0	0.1	0.1
CARLETON EM	0.1	0.1	0.1	0.0	0.1	0.1
CHARLOTTETOWN EM	0.1	0.1	0.1	0.0	0.1	0.1
DAWSON CREEK EM	0.1	0.1	0.1	0.0	0.1	0.1
EDMONTON EM	0.1	0.0	0.0	0.0	0.1	0.1
HALIFAX EM	0.1	0.0	0.1	0.0	0.1	0.1
KELOWNA EM	0.1	0.1	0.1	0.0	0.1	0.1
KINGSTON EM	0.1	0.1	0.1	0.0	0.1	0.1
KITCHENER EM	0.1	0.1	0.1	0.0	0.1	0.1
KITCHENER-LONDON EM	0.1	0.1	0.1	0.0	0.1	0.1
LLOYDMINSTER EM	0.1	0.1	0.1	0.0	0.1	0.1
LONDON EM	0.1	0.1	0.1	0.0	0.1	0.1
MEDICINE HAT EM	0.1	0.1	0.1	0.0	0.1	0.1
MONTRÉAL ANGLO EM	0.1	0.0	0.1	0.0	0.1	0.1
National English Rating	0.1	0.1	0.1	0.0	0.1	0.1



Market Name	A18+	A18-34	A18-49	A25-54	M18+	M18-34
OTTAWA-GATINEAU ANGLO	0.1	0.0	0.1	0.0	0.1	0.1
PETERBOROUGH EM	0.1	0.1	0.1	0.1	0.1	0.1
PRINCE ALBERT EM	0.1	0.1	0.1	0.1	0.1	0.1
PRINCE GEORGE-	0.1	0.1	0.1	0.0	0.1	0.1
REGINA-MOOSE JAW EM	0.1	0.1	0.1	0.0	0.1	0.1
SAINT JOHN-MONCTON EM	0.1	0.1	0.1	0.0	0.1	0.1
SASKATOON EM	0.1	0.0	0.1	0.0	0.1	0.1
ST. JOHN'S-CORNER BROOK	0.1	0.1	0.1	0.0	0.1	0.1
SUDBURY-TIMMINS-NORTH	0.1	0.1	0.1	0.0	0.1	0.1
SYDNEY-GLACE BAY EM	0.1	0.1	0.1	0.1	0.1	0.1
TERRACE-KITIMAT EM	0.1	0.1	0.1	0.0	0.1	0.1
THE KOOTENAYS	0.1	0.1	0.1	0.0	0.1	0.1
THUNDER BAY EM	0.1	0.1	0.1	0.0	0.1	0.1
TORONTO-HAMILTON EM	0.1	0.0	0.1	0.0	0.1	0.1
VANCOUVER-VICTORIA EM	0.1	0.0	0.1	0.0	0.1	0.1
WINDSOR EM ESSEX	0.1	0.1	0.1	0.0	0.1	0.1
WINNIPEG EM	0.1	0.1	0.1	0.0	0.1	0.1
YORKTON EM	0.1	0.1	0.1	0.1	0.1	0.1
Audience TC	9.4	2.2	3.6	3.3	6.3	1.6
BARRIE EM	0.0	0.0	0.0	0.0	0.1	0.1
CALGARY-LETHBRIDGE EM	0.0	0.0	0.0	0.0	0.1	0.0
CARLETON EM	0.0	0.0	0.0	0.0	0.1	0.1
CHARLOTTETOWN EM	0.0	0.0	0.0	0.0	0.1	0.1
DAWSON CREEK EM	0.0	0.0	0.0	0.0	0.1	0.1



Market Name	A18+	A18-34	A18-49	A25-54	M18+	M18-34
EDMONTON EM	0.0	0.0	0.0	0.0	0.1	0.0
HALIFAX EM	0.0	0.0	0.0	0.0	0.1	0.0
KELOWNA EM	0.0	0.0	0.0	0.0	0.1	0.1
KINGSTON EM	0.0	0.0	0.0	0.0	0.1	0.1
KITCHENER EM	0.0	0.0	0.0	0.0	0.1	0.1
KITCHENER-LONDON EM	0.0	0.0	0.0	0.0	0.1	0.1
LLOYDMINSTER EM	0.0	0.0	0.0	0.0	0.1	0.1
LONDON EM	0.0	0.0	0.0	0.0	0.1	0.1
MEDICINE HAT EM	0.0	0.0	0.0	0.0	0.1	0.1
MONTRÉAL ANGLO EM	0.0	0.0	0.0	0.0	0.1	0.1
National English Rating	0.0	0.0	0.0	0.0	0.1	0.1
OTTAWA-GATINEAU ANGLO	0.0	0.0	0.0	0.0	0.1	0.0
PETERBOROUGH EM	0.1	0.0	0.0	0.0	0.1	0.1
PRINCE ALBERT EM	0.1	0.0	0.0	0.0	0.1	0.1
PRINCE GEORGE-	0.0	0.0	0.0	0.0	0.1	0.1
REGINA-MOOSE JAW EM	0.0	0.0	0.0	0.0	0.1	0.1
SAINT JOHN-MONCTON EM	0.0	0.0	0.0	0.0	0.1	0.1
SASKATOON EM	0.0	0.0	0.0	0.0	0.1	0.1
ST. JOHN'S-CORNER BROOK	0.0	0.0	0.0	0.0	0.1	0.1
SUDBURY-TIMMINS-NORTH	0.0	0.0	0.0	0.0	0.1	0.1
SYDNEY-GLACE BAY EM	0.1	0.0	0.0	0.0	0.1	0.1
TERRACE-KITIMAT EM	0.0	0.0	0.0	0.0	0.1	0.1
THE KOOTENAYS	0.0	0.0	0.0	0.0	0.1	0.1
THUNDER BAY EM	0.0	0.0	0.0	0.0	0.1	0.1



Market Name	A18+	A18-34	A18-49	A25-54	M18+	M18-34
TORONTO-HAMILTON EM	0.0	0.0	0.0	0.0	0.1	0.1
VANCOUVER-VICTORIA EM	0.0	0.0	0.0	0.0	0.1	0.0
WINDSOR EM ESSEX	0.0	0.0	0.0	0.0	0.1	0.1
WINNIPEG EM	0.0	0.0	0.0	0.0	0.1	0.1
YORKTON EM	0.1	0.0	0.0	0.0	0.1	0.1
Audience TC	5.6	2.7	3.7	2.1	3.2	1.5
BARRIE EM	0.0	0.1	0.0	0.0	0.0	0.1
CALGARY-LETHBRIDGE EM	0.0	0.0	0.0	0.0	0.0	0.0
CARLETON EM	0.0	0.0	0.0	0.0	0.0	0.1
CHARLOTTETOWN EM	0.0	0.0	0.0	0.0	0.0	0.1
DAWSON CREEK EM	0.0	0.0	0.0	0.0	0.0	0.0
EDMONTON EM	0.0	0.0	0.0	0.0	0.0	0.0
HALIFAX EM	0.0	0.0	0.0	0.0	0.0	0.0
KELOWNA EM	0.0	0.0	0.0	0.0	0.0	0.1
KINGSTON EM	0.0	0.0	0.0	0.0	0.0	0.1
KITCHENER EM	0.0	0.0	0.0	0.0	0.0	0.0
KITCHENER-LONDON EM	0.0	0.0	0.0	0.0	0.0	0.1
LLOYDMINSTER EM	0.0	0.0	0.0	0.0	0.0	0.1
LONDON EM	0.0	0.0	0.0	0.0	0.0	0.1
MEDICINE HAT EM	0.0	0.0	0.0	0.0	0.0	0.0
MONTRÉAL ANGLO EM	0.0	0.0	0.0	0.0	0.0	0.0
National English Rating	0.0	0.0	0.0	0.0	0.0	0.0
OTTAWA-GATINEAU ANGLO	0.0	0.0	0.0	0.0	0.0	0.0
PETERBOROUGH EM	0.0	0.1	0.0	0.0	0.0	0.1



Market Name	A18+	A18-34	A18-49	A25-54	M18+	M18-34
PRINCE ALBERT EM	0.0	0.1	0.0	0.0	0.0	0.1
PRINCE GEORGE-	0.0	0.0	0.0	0.0	0.0	0.1
REGINA-MOOSE JAW EM	0.0	0.0	0.0	0.0	0.0	0.0
SAINT JOHN-MONCTON EM	0.0	0.0	0.0	0.0	0.0	0.0
SASKATOON EM	0.0	0.0	0.0	0.0	0.0	0.0
ST. JOHN'S-CORNER BROOK	0.0	0.0	0.0	0.0	0.0	0.1
SUDBURY-TIMMINS-NORTH	0.0	0.0	0.0	0.0	0.0	0.1
SYDNEY-GLACE BAY EM	0.0	0.1	0.0	0.0	0.0	0.1
TERRACE-KITIMAT EM	0.0	0.1	0.0	0.0	0.0	0.1
THE KOOTENAYS	0.0	0.0	0.0	0.0	0.0	0.1
THUNDER BAY EM	0.0	0.0	0.0	0.0	0.0	0.1
TORONTO-HAMILTON EM	0.0	0.0	0.0	0.0	0.0	0.0
VANCOUVER-VICTORIA EM	0.0	0.0	0.0	0.0	0.0	0.0
WINDSOR EM ESSEX	0.0	0.0	0.0	0.0	0.0	0.1
WINNIPEG EM	0.0	0.0	0.0	0.0	0.0	0.0
YORKTON EM	0.0	0.1	0.0	0.0	0.0	0.1
Audience TC	3.0	0.8	1.2	0.9	1.6	0.4
BARRIE EM	0.0	0.0	0.0	0.0	0.0	0.0
CALGARY-LETHBRIDGE EM	0.0	0.0	0.0	0.0	0.0	0.0
CARLETON EM	0.0	0.0	0.0	0.0	0.0	0.0
CHARLOTTETOWN EM	0.0	0.0	0.0	0.0	0.0	0.0
DAWSON CREEK EM	0.0	0.0	0.0	0.0	0.0	0.0
EDMONTON EM	0.0	0.0	0.0	0.0	0.0	0.0
HALIFAX EM	0.0	0.0	0.0	0.0	0.0	0.0



Market Name	A18+	A18-34	A18-49	A25-54	M18+	M18-34
KELOWNA EM	0.0	0.0	0.0	0.0	0.0	0.0
KINGSTON EM	0.0	0.0	0.0	0.0	0.0	0.0
KITCHENER EM	0.0	0.0	0.0	0.0	0.0	0.0
KITCHENER-LONDON EM	0.0	0.0	0.0	0.0	0.0	0.0
LLOYDMINSTER EM	0.0	0.0	0.0	0.0	0.0	0.0
LONDON EM	0.0	0.0	0.0	0.0	0.0	0.0
MEDICINE HAT EM	0.0	0.0	0.0	0.0	0.0	0.0
MONTRÉAL ANGLO EM	0.0	0.0	0.0	0.0	0.0	0.0
National English Rating	0.0	0.0	0.0	0.0	0.0	0.0
OTTAWA-GATINEAU ANGLO	0.0	0.0	0.0	0.0	0.0	0.0
PETERBOROUGH EM	0.0	0.0	0.0	0.0	0.0	0.0
PRINCE ALBERT EM	0.0	0.0	0.0	0.0	0.0	0.0
PRINCE GEORGE-	0.0	0.0	0.0	0.0	0.0	0.0
REGINA-MOOSE JAW EM	0.0	0.0	0.0	0.0	0.0	0.0
SAINT JOHN-MONCTON EM	0.0	0.0	0.0	0.0	0.0	0.0
SASKATOON EM	0.0	0.0	0.0	0.0	0.0	0.0
ST. JOHN'S-CORNER BROOK	0.0	0.0	0.0	0.0	0.0	0.0
SUDBURY-TIMMINS-NORTH	0.0	0.0	0.0	0.0	0.0	0.0
SYDNEY-GLACE BAY EM	0.0	0.0	0.0	0.0	0.0	0.0
TERRACE-KITIMAT EM	0.0	0.0	0.0	0.0	0.0	0.0
THE KOOTENAYS	0.0	0.0	0.0	0.0	0.0	0.0
THUNDER BAY EM	0.0	0.0	0.0	0.0	0.0	0.0
TORONTO-HAMILTON EM	0.0	0.0	0.0	0.0	0.0	0.0
VANCOUVER-VICTORIA EM	0.0	0.0	0.0	0.0	0.0	0.0



Market Name	A18+	A18-34	A18-49	A25-54	M18+	M18-34
WINDSOR EM ESSEX	0.0	0.0	0.0	0.0	0.0	0.0
WINNIPEG EM	0.0	0.0	0.0	0.0	0.0	0.0
YORKTON EM	0.0	0.0	0.0	0.0	0.0	0.0
Audience TC	8.1	1.3	2.7	2.7	4.6	0.8
BARRIE EM	0.0	0.0	0.0	0.0	0.0	0.0
CALGARY-LETHBRIDGE EM	0.0	0.0	0.0	0.0	0.0	0.0
CARLETON EM	0.0	0.0	0.0	0.0	0.0	0.0
CHARLOTTETOWN EM	0.0	0.0	0.0	0.0	0.0	0.0
DAWSON CREEK EM	0.0	0.0	0.0	0.0	0.0	0.0
EDMONTON EM	0.0	0.0	0.0	0.0	0.0	0.0
HALIFAX EM	0.0	0.0	0.0	0.0	0.0	0.0
KELOWNA EM	0.0	0.0	0.0	0.0	0.0	0.0
KINGSTON EM	0.0	0.0	0.0	0.0	0.0	0.0
KITCHENER EM	0.0	0.0	0.0	0.0	0.0	0.0
KITCHENER-LONDON EM	0.0	0.0	0.0	0.0	0.0	0.0
LLOYDMINSTER EM	0.0	0.0	0.0	0.0	0.0	0.0
LONDON EM	0.0	0.0	0.0	0.0	0.0	0.0
MEDICINE HAT EM	0.0	0.0	0.0	0.0	0.0	0.0
MONTRÉAL ANGLO EM	0.0	0.0	0.0	0.0	0.0	0.0
National English Rating	0.0	0.0	0.0	0.0	0.0	0.0
OTTAWA-GATINEAU ANGLO	0.0	0.0	0.0	0.0	0.0	0.0
PETERBOROUGH EM	0.0	0.0	0.0	0.0	0.1	0.0
PRINCE ALBERT EM	0.0	0.0	0.0	0.0	0.1	0.0
PRINCE GEORGE-	0.0	0.0	0.0	0.0	0.0	0.0



Run Date: Sunday, June 21, 2020 1:14:19 PM

Market Name	A18+	A18-34	A18-49	A25-54	M18+	M18-34
REGINA-MOOSE JAW EM	0.0	0.0	0.0	0.0	0.0	0.0
SAINT JOHN-MONCTON EM	0.0	0.0	0.0	0.0	0.0	0.0
SASKATOON EM	0.0	0.0	0.0	0.0	0.0	0.0
ST. JOHN'S-CORNER BROOK	0.0	0.0	0.0	0.0	0.0	0.0
SUDBURY-TIMMINS-NORTH	0.0	0.0	0.0	0.0	0.0	0.0
SYDNEY-GLACE BAY EM	0.0	0.0	0.0	0.0	0.1	0.0
TERRACE-KITIMAT EM	0.0	0.0	0.0	0.0	0.0	0.0
THE KOOTENAYS	0.0	0.0	0.0	0.0	0.0	0.0
THUNDER BAY EM	0.0	0.0	0.0	0.0	0.0	0.0
TORONTO-HAMILTON EM	0.0	0.0	0.0	0.0	0.0	0.0
VANCOUVER-VICTORIA EM	0.0	0.0	0.0	0.0	0.0	0.0
WINDSOR EM ESSEX	0.0	0.0	0.0	0.0	0.0	0.0
WINNIPEG EM	0.0	0.0	0.0	0.0	0.0	0.0
YORKTON EM	0.0	0.0	0.0	0.0	0.1	0.0
Audience TC	3.9	1.6	2.1	1.2	2.3	1.2
BARRIE EM	0.0	0.0	0.0	0.0	0.0	0.0
CALGARY-LETHBRIDGE EM	0.0	0.0	0.0	0.0	0.0	0.0
CARLETON EM	0.0	0.0	0.0	0.0	0.0	0.0
CHARLOTTETOWN EM	0.0	0.0	0.0	0.0	0.0	0.0
DAWSON CREEK EM	0.0	0.0	0.0	0.0	0.0	0.0
EDMONTON EM	0.0	0.0	0.0	0.0	0.0	0.0
HALIFAX EM	0.0	0.0	0.0	0.0	0.0	0.0
KELOWNA EM	0.0	0.0	0.0	0.0	0.0	0.0
KINGSTON EM	0.0	0.0	0.0	0.0	0.0	0.0



Market Name	A18+	A18-34	A18-49	A25-54	M18+	M18-34
KITCHENER EM	0.0	0.0	0.0	0.0	0.0	0.0
KITCHENER-LONDON EM	0.0	0.0	0.0	0.0	0.0	0.0
LLOYDMINSTER EM	0.0	0.0	0.0	0.0	0.0	0.0
LONDON EM	0.0	0.0	0.0	0.0	0.0	0.0
MEDICINE HAT EM	0.0	0.0	0.0	0.0	0.0	0.0
MONTRÉAL ANGLO EM	0.0	0.0	0.0	0.0	0.0	0.0
National English Rating	0.0	0.0	0.0	0.0	0.0	0.0
OTTAWA-GATINEAU ANGLO	0.0	0.0	0.0	0.0	0.0	0.0
PETERBOROUGH EM	0.0	0.0	0.0	0.0	0.0	0.0
PRINCE ALBERT EM	0.0	0.0	0.0	0.0	0.0	0.0
PRINCE GEORGE-	0.0	0.0	0.0	0.0	0.0	0.0
REGINA-MOOSE JAW EM	0.0	0.0	0.0	0.0	0.0	0.0
SAINT JOHN-MONCTON EM	0.0	0.0	0.0	0.0	0.0	0.0
SASKATOON EM	0.0	0.0	0.0	0.0	0.0	0.0
ST. JOHN'S-CORNER BROOK	0.0	0.0	0.0	0.0	0.0	0.0
SUDBURY-TIMMINS-NORTH	0.0	0.0	0.0	0.0	0.0	0.0
SYDNEY-GLACE BAY EM	0.0	0.0	0.0	0.0	0.0	0.0
TERRACE-KITIMAT EM	0.0	0.0	0.0	0.0	0.0	0.0
THE KOOTENAYS	0.0	0.0	0.0	0.0	0.0	0.0
THUNDER BAY EM	0.0	0.0	0.0	0.0	0.0	0.0
TORONTO-HAMILTON EM	0.0	0.0	0.0	0.0	0.0	0.0
VANCOUVER-VICTORIA EM	0.0	0.0	0.0	0.0	0.0	0.0
WINDSOR EM ESSEX	0.0	0.0	0.0	0.0	0.0	0.0
WINNIPEG EM	0.0	0.0	0.0	0.0	0.0	0.0



Market Name	A18+	A18-34	A18-49	A25-54	M18+	M18-34
YORKTON EM	0.0	0.0	0.0	0.0	0.0	0.1
Audience TC	9.8	1.2	3.9	3.7	5.4	0.8
BARRIE EM	0.1	0.0	0.0	0.0	0.1	0.0
CALGARY-LETHBRIDGE EM	0.0	0.0	0.0	0.0	0.0	0.0
CARLETON EM	0.1	0.0	0.0	0.0	0.1	0.0
CHARLOTTETOWN EM	0.0	0.0	0.0	0.0	0.1	0.0
DAWSON CREEK EM	0.0	0.0	0.0	0.0	0.1	0.0
EDMONTON EM	0.0	0.0	0.0	0.0	0.0	0.0
HALIFAX EM	0.0	0.0	0.0	0.0	0.0	0.0
KELOWNA EM	0.0	0.0	0.0	0.0	0.1	0.0
KINGSTON EM	0.0	0.0	0.0	0.0	0.1	0.0
KITCHENER EM	0.0	0.0	0.0	0.0	0.1	0.0
KITCHENER-LONDON EM	0.0	0.0	0.0	0.0	0.1	0.0
LLOYDMINSTER EM	0.0	0.0	0.0	0.0	0.1	0.0
LONDON EM	0.0	0.0	0.0	0.0	0.1	0.0
MEDICINE HAT EM	0.0	0.0	0.0	0.0	0.1	0.0
MONTRÉAL ANGLO EM	0.0	0.0	0.0	0.0	0.0	0.0
National English Rating	0.0	0.0	0.0	0.0	0.1	0.0
OTTAWA-GATINEAU ANGLO	0.0	0.0	0.0	0.0	0.0	0.0
PETERBOROUGH EM	0.1	0.0	0.0	0.0	0.1	0.0
PRINCE ALBERT EM	0.1	0.0	0.0	0.0	0.1	0.0
PRINCE GEORGE-	0.0	0.0	0.0	0.0	0.1	0.0
REGINA-MOOSE JAW EM	0.0	0.0	0.0	0.0	0.1	0.0
SAINT JOHN-MONCTON EM	0.0	0.0	0.0	0.0	0.1	0.0

Run Date: Sunday, June 21, 2020 1:14:19 PM

Market Name	A18+	A18-34	A18-49	A25-54	M18+	M18-34
SASKATOON EM	0.0	0.0	0.0	0.0	0.0	0.0
ST. JOHN'S-CORNER BROOK	0.0	0.0	0.0	0.0	0.0	0.1
SUDBURY-TIMMINS-NORTH	0.0	0.0	0.0	0.0	0.0	0.1
SYDNEY-GLACE BAY EM	0.1	0.0	0.0	0.0	0.0	0.1
TERRACE-KITIMAT EM	0.1	0.0	0.0	0.0	0.0	0.1
THE KOOTENAYS	0.0	0.0	0.0	0.0	0.0	0.1
THUNDER BAY EM	0.0	0.0	0.0	0.0	0.0	0.1
TORONTO-HAMILTON EM	0.0	0.0	0.0	0.0	0.0	0.0
VANCOUVER-VICTORIA EM	0.0	0.0	0.0	0.0	0.0	0.0
WINDSOR EM ESSEX	0.0	0.0	0.0	0.0	0.0	0.1
WINNIPEG EM	0.0	0.0	0.0	0.0	0.0	0.1
YORKTON EM	0.1	0.0	0.0	0.0	0.0	0.1

M18-49	M25-54	V12-17	V2+	V2-11	W18+	W18-34	W18-49
2.9	3.3	0.8	14.1	0.9	4.3	1.0	1.8
0.1	0.1	0.1	0.1	0.0	0.0	0.0	0.0
0.0	0.1	0.0	0.0	0.0	0.0	0.0	0.0
0.1	0.1	0.1	0.1	0.0	0.0	0.0	0.0
0.1	0.1	0.1	0.1	0.0	0.0	0.0	0.0
0.0	0.1	0.0	0.1	0.0	0.0	0.0	0.0
0.0	0.1	0.0	0.1	0.0	0.0	0.0	0.0
0.0	0.1	0.0	0.1	0.0	0.0	0.0	0.0
0.1	0.1	0.1	0.1	0.0	0.0	0.0	0.0
0.1	0.1	0.1	0.1	0.0	0.0	0.0	0.0
0.1	0.1	0.0	0.1	0.0	0.0	0.0	0.0
0.1	0.1	0.0	0.1	0.0	0.0	0.0	0.0
0.1	0.1	0.0	0.1	0.0	0.0	0.0	0.0
0.1	0.1	0.0	0.1	0.0	0.0	0.0	0.0
0.1	0.1	0.0	0.1	0.0	0.0	0.0	0.0
0.0	0.1	0.0	0.1	0.0	0.0	0.0	0.0
0.1	0.1	0.0	0.1	0.0	0.0	0.0	0.0
0.1	0.1	0.1	0.1	0.0	0.0	0.0	0.0
0.1	0.1	0.1	0.1	0.0	0.0	0.0	0.0
0.1	0.1	0.0	0.1	0.0	0.0	0.0	0.0
0.1	0.1	0.0	0.1	0.0	0.0	0.0	0.0
0.1	0.1	0.0	0.1	0.0	0.0	0.0	0.0
0.1	0.1	0.0	0.1	0.0	0.0	0.0	0.0
0.0	0.1	0.0	0.1	0.0	0.0	0.0	0.0

M18-49	M25-54	V12-17	V2+	V2-11	W18+	W18-34	W18-49
0.1	0.1	0.0	0.1	0.0	0.0	0.0	0.0
0.1	0.1	0.1	0.1	0.1	0.0	0.0	0.0
0.1	0.1	0.1	0.1	0.1	0.0	0.0	0.0
0.1	0.1	0.1	0.1	0.1	0.0	0.0	0.0
0.1	0.1	0.1	0.1	0.1	0.0	0.0	0.0
0.1	0.1	0.1	0.1	0.1	0.0	0.0	0.0
0.0	0.1	0.0	0.1	0.0	0.0	0.0	0.0
0.0	0.1	0.0	0.1	0.0	0.0	0.0	0.0
0.1	0.1	0.0	0.1	0.0	0.0	0.0	0.0
0.1	0.1	0.0	0.1	0.0	0.0	0.0	0.0
0.1	0.1	0.1	0.1	0.1	0.0	0.0	0.0
2.7	1.3	0.8	10.4	0.7	3.4	0.5	1.5
0.1	0.0	0.1	0.0	0.0	0.0	0.0	0.0
0.0	0.0	0.0	0.0	0.0	0.0	0.0	0.0
0.1	0.0	0.1	0.0	0.0	0.0	0.0	0.0
0.1	0.0	0.1	0.0	0.0	0.0	0.0	0.0
0.0	0.0	0.0	0.0	0.0	0.0	0.0	0.0
0.0	0.0	0.0	0.0	0.0	0.0	0.0	0.0
0.0	0.0	0.0	0.0	0.0	0.0	0.0	0.0
0.1	0.0	0.1	0.0	0.0	0.0	0.0	0.0
0.1	0.0	0.1	0.0	0.0	0.0	0.0	0.0
0.0	0.0	0.0	0.0	0.0	0.0	0.0	0.0
0.0	0.0	0.0	0.0	0.0	0.0	0.0	0.0
0.1	0.0	0.1	0.0	0.0	0.0	0.0	0.0

M18-49	M25-54	V12-17	V2+	V2-11	W18+	W18-34	W18-49
0.0	0.0	0.1	0.0	0.0	0.0	0.0	0.0
0.0	0.0	0.0	0.0	0.0	0.0	0.0	0.0
0.0	0.0	0.0	0.0	0.0	0.0	0.0	0.0
0.0	0.0	0.0	0.0	0.0	0.0	0.0	0.0
0.0	0.0	0.0	0.0	0.0	0.0	0.0	0.0
0.1	0.0	0.1	0.0	0.0	0.0	0.0	0.0
0.1	0.0	0.1	0.0	0.0	0.0	0.0	0.0
0.1	0.0	0.1	0.0	0.0	0.0	0.0	0.0
0.0	0.0	0.0	0.0	0.0	0.0	0.0	0.0
0.0	0.0	0.0	0.0	0.0	0.0	0.0	0.0
0.0	0.0	0.0	0.0	0.0	0.0	0.0	0.0
0.0	0.0	0.1	0.0	0.0	0.0	0.0	0.0
0.1	0.0	0.1	0.0	0.0	0.0	0.0	0.0
0.1	0.0	0.1	0.0	0.0	0.0	0.0	0.0
0.1	0.0	0.1	0.0	0.0	0.0	0.0	0.0
0.1	0.0	0.1	0.0	0.0	0.0	0.0	0.0
0.1	0.0	0.1	0.0	0.0	0.0	0.0	0.0
0.0	0.0	0.0	0.0	0.0	0.0	0.0	0.0
0.0	0.0	0.0	0.0	0.0	0.0	0.0	0.0
0.0	0.0	0.1	0.0	0.0	0.0	0.0	0.0
0.0	0.0	0.0	0.0	0.0	0.0	0.0	0.0
0.1	0.0	0.1	0.1	0.0	0.0	0.0	0.0
4.1	4.7	4.1	16.2	1.2	4.6	1.4	2.9
0.1	0.1	0.3	0.1	0.0	0.0	0.1	0.1

M18-49	M25-54	V12-17	V2+	V2-11	W18+	W18-34	W18-49
0.1	0.1	0.2	0.1	0.0	0.0	0.0	0.0
0.1	0.1	0.2	0.1	0.0	0.0	0.1	0.1
0.1	0.1	0.2	0.1	0.0	0.0	0.1	0.1
0.1	0.1	0.2	0.1	0.0	0.0	0.0	0.1
0.1	0.1	0.2	0.1	0.0	0.0	0.0	0.0
0.1	0.1	0.2	0.1	0.0	0.0	0.0	0.0
0.1	0.1	0.2	0.1	0.0	0.0	0.1	0.1
0.1	0.1	0.2	0.1	0.0	0.0	0.1	0.1
0.1	0.1	0.2	0.1	0.0	0.0	0.0	0.1
0.1	0.1	0.2	0.1	0.0	0.0	0.0	0.1
0.1	0.1	0.2	0.1	0.0	0.0	0.1	0.1
0.1	0.1	0.2	0.1	0.0	0.0	0.1	0.1
0.1	0.1	0.2	0.1	0.0	0.0	0.0	0.1
0.1	0.1	0.2	0.1	0.0	0.0	0.0	0.1
0.1	0.1	0.2	0.1	0.0	0.0	0.0	0.1
0.1	0.1	0.2	0.1	0.0	0.0	0.0	0.1
0.1	0.1	0.2	0.1	0.0	0.0	0.0	0.0
0.1	0.1	0.3	0.1	0.0	0.0	0.1	0.1
0.1	0.1	0.3	0.1	0.1	0.1	0.1	0.1
0.1	0.1	0.2	0.1	0.0	0.0	0.1	0.1
0.1	0.1	0.2	0.1	0.0	0.0	0.0	0.1
0.1	0.1	0.2	0.1	0.0	0.0	0.0	0.1
0.1	0.1	0.2	0.1	0.0	0.0	0.0	0.0
0.1	0.1	0.2	0.1	0.0	0.0	0.0	0.1
0.1	0.1	0.2	0.1	0.0	0.0	0.1	0.1



---

---

M18-49	M25-54	V12-17	V2+	V2-11	W18+	W18-34	W18-49
0.1	0.1	0.3	0.1	0.0	0.0	0.1	0.1
0.1	0.1	0.3	0.1	0.0	0.0	0.1	0.1
0.1	0.1	0.2	0.1	0.0	0.0	0.1	0.1
0.1	0.1	0.2	0.1	0.0	0.0	0.1	0.1
0.1	0.1	0.2	0.1	0.0	0.0	0.0	0.0
0.1	0.1	0.2	0.1	0.0	0.0	0.0	0.0
0.1	0.1	0.2	0.1	0.0	0.0	0.1	0.1
0.1	0.1	0.2	0.1	0.0	0.0	0.0	0.1
0.1	0.1	0.3	0.1	0.1	0.1	0.1	0.1
6.2	6.2	2.1	16.8	1.5	4.4	1.3	3.3
0.1	0.1	0.1	0.1	0.1	0.0	0.1	0.1
0.1	0.1	0.1	0.1	0.1	0.0	0.0	0.1
0.1	0.1	0.1	0.1	0.1	0.1	0.0	0.1
0.1	0.1	0.1	0.1	0.1	0.1	0.0	0.1
0.1	0.1	0.1	0.1	0.1	0.1	0.0	0.1
0.1	0.1	0.1	0.1	0.1	0.0	0.0	0.1
0.1	0.1	0.1	0.1	0.1	0.1	0.0	0.1
0.1	0.1	0.1	0.1	0.1	0.1	0.0	0.1
0.1	0.1	0.1	0.1	0.1	0.1	0.0	0.1
0.1	0.1	0.1	0.1	0.1	0.1	0.0	0.1
0.1	0.1	0.1	0.1	0.1	0.1	0.0	0.1
0.1	0.1	0.1	0.1	0.1	0.1	0.0	0.1
0.1	0.1	0.1	0.1	0.1	0.1	0.0	0.1
0.1	0.1	0.1	0.1	0.1	0.1	0.0	0.1
0.1	0.1	0.1	0.1	0.1	0.1	0.0	0.1
0.1	0.1	0.1	0.1	0.1	0.1	0.0	0.1
0.1	0.1	0.1	0.1	0.1	0.1	0.0	0.1

M18-49	M25-54	V12-17	V2+	V2-11	W18+	W18-34	W18-49
0.1	0.1	0.1	0.1	0.1	0.0	0.0	0.1
0.1	0.1	0.1	0.1	0.1	0.0	0.0	0.1
0.1	0.1	0.1	0.1	0.1	0.0	0.0	0.1
0.1	0.1	0.1	0.1	0.1	0.0	0.1	0.1
0.1	0.1	0.1	0.1	0.1	0.0	0.1	0.1
0.1	0.1	0.1	0.1	0.1	0.0	0.0	0.1
0.1	0.1	0.1	0.1	0.1	0.0	0.0	0.1
0.1	0.1	0.1	0.1	0.1	0.0	0.0	0.1
0.1	0.1	0.1	0.1	0.1	0.0	0.0	0.1
0.1	0.1	0.1	0.1	0.1	0.0	0.0	0.1
0.1	0.1	0.1	0.1	0.1	0.0	0.0	0.1
0.1	0.1	0.1	0.1	0.1	0.0	0.1	0.1
0.1	0.1	0.1	0.1	0.1	0.0	0.1	0.1
0.1	0.1	0.1	0.1	0.1	0.0	0.0	0.1
0.1	0.1	0.1	0.1	0.1	0.0	0.0	0.1
0.1	0.1	0.1	0.1	0.1	0.0	0.0	0.1
0.1	0.1	0.1	0.1	0.1	0.0	0.0	0.1
0.1	0.1	0.1	0.1	0.1	0.0	0.0	0.1
0.1	0.1	0.1	0.1	0.1	0.0	0.0	0.1
0.1	0.1	0.1	0.1	0.1	0.0	0.0	0.1
0.1	0.1	0.1	0.1	0.1	0.0	0.0	0.1
0.1	0.1	0.1	0.2	0.1	0.1	0.1	0.1
4.2	2.0	1.0	16.8	0.6	4.4	0.3	1.3
0.1	0.0	0.1	0.1	0.0	0.0	0.0	0.0
0.1	0.0	0.1	0.1	0.0	0.0	0.0	0.0
0.1	0.0	0.1	0.1	0.0	0.0	0.0	0.0

---

---

M18-49	M25-54	V12-17	V2+	V2-11	W18+	W18-34	W18-49
0.1	0.0	0.1	0.1	0.0	0.0	0.0	0.0
0.1	0.0	0.1	0.1	0.0	0.0	0.0	0.0
0.1	0.0	0.1	0.1	0.0	0.0	0.0	0.0
0.1	0.0	0.1	0.1	0.0	0.0	0.0	0.0
0.1	0.0	0.1	0.1	0.0	0.0	0.0	0.0
0.1	0.0	0.1	0.1	0.0	0.0	0.0	0.0
0.1	0.0	0.1	0.1	0.0	0.0	0.0	0.0
0.1	0.0	0.1	0.1	0.0	0.0	0.0	0.0
0.1	0.0	0.1	0.1	0.0	0.0	0.0	0.0
0.1	0.0	0.1	0.1	0.0	0.0	0.0	0.0
0.1	0.0	0.1	0.1	0.0	0.0	0.0	0.0
0.1	0.0	0.1	0.1	0.0	0.0	0.0	0.0
0.1	0.0	0.1	0.1	0.0	0.0	0.0	0.0
0.1	0.0	0.1	0.1	0.0	0.0	0.0	0.0
0.1	0.0	0.1	0.1	0.0	0.0	0.0	0.0
0.1	0.0	0.1	0.1	0.0	0.0	0.0	0.0
0.1	0.0	0.1	0.1	0.0	0.0	0.0	0.0
0.1	0.0	0.1	0.1	0.0	0.0	0.0	0.0
0.1	0.0	0.1	0.1	0.0	0.0	0.0	0.0
0.1	0.0	0.1	0.1	0.0	0.0	0.0	0.0
0.1	0.0	0.1	0.1	0.0	0.0	0.0	0.0
0.1	0.0	0.1	0.1	0.0	0.0	0.0	0.0
0.1	0.0	0.1	0.1	0.0	0.0	0.0	0.0
0.1	0.0	0.1	0.1	0.0	0.0	0.0	0.0
0.1	0.0	0.1	0.1	0.0	0.0	0.0	0.0
0.1	0.0	0.1	0.1	0.0	0.0	0.0	0.0
0.1	0.0	0.1	0.1	0.0	0.0	0.0	0.0
0.1	0.0	0.1	0.1	0.0	0.0	0.0	0.0
0.1	0.0	0.1	0.1	0.0	0.0	0.0	0.0
0.1	0.0	0.1	0.1	0.0	0.0	0.0	0.0
0.1	0.0	0.1	0.1	0.0	0.0	0.0	0.0
0.1	0.0	0.1	0.1	0.0	0.0	0.0	0.0
0.1	0.0	0.1	0.1	0.0	0.0	0.0	0.0

---



---

M18-49	M25-54	V12-17	V2+	V2-11	W18+	W18-34	W18-49
0.1	0.0	0.1	0.1	0.0	0.0	0.0	0.0
0.1	0.0	0.1	0.1	0.0	0.0	0.0	0.0
0.1	0.0	0.1	0.1	0.0	0.0	0.0	0.0
0.1	0.0	0.1	0.1	0.0	0.0	0.0	0.0
0.1	0.0	0.1	0.1	0.0	0.0	0.0	0.0
0.1	0.0	0.1	0.1	0.0	0.0	0.0	0.0
0.1	0.0	0.1	0.1	0.0	0.0	0.0	0.0
0.1	0.0	0.1	0.1	0.0	0.1	0.0	0.0
5.0	3.6	1.7	21.4	0.3	6.3	0.1	1.0
0.1	0.1	0.1	0.1	0.0	0.1	0.0	0.0
0.1	0.1	0.1	0.1	0.0	0.1	0.0	0.0
0.1	0.1	0.1	0.1	0.0	0.1	0.0	0.0
0.1	0.1	0.1	0.1	0.0	0.1	0.0	0.0
0.1	0.1	0.1	0.1	0.0	0.1	0.0	0.0
0.1	0.1	0.1	0.1	0.0	0.1	0.0	0.0
0.1	0.1	0.1	0.1	0.0	0.1	0.0	0.0
0.1	0.1	0.1	0.1	0.0	0.1	0.0	0.0
0.1	0.1	0.1	0.1	0.0	0.1	0.0	0.0
0.1	0.1	0.1	0.1	0.0	0.1	0.0	0.0
0.1	0.1	0.1	0.1	0.0	0.1	0.0	0.0
0.1	0.1	0.1	0.1	0.0	0.1	0.0	0.0
0.1	0.1	0.1	0.1	0.0	0.1	0.0	0.0
0.1	0.1	0.1	0.1	0.0	0.1	0.0	0.0
0.1	0.1	0.1	0.1	0.0	0.1	0.0	0.0
0.1	0.1	0.1	0.1	0.0	0.1	0.0	0.0
0.1	0.1	0.1	0.1	0.0	0.1	0.0	0.0
0.1	0.1	0.1	0.1	0.0	0.1	0.0	0.0
0.1	0.1	0.1	0.1	0.0	0.1	0.0	0.0
0.1	0.1	0.1	0.1	0.0	0.1	0.0	0.0
0.1	0.1	0.1	0.1	0.0	0.1	0.0	0.0
0.1	0.1	0.1	0.1	0.0	0.1	0.0	0.0
0.1	0.1	0.1	0.1	0.0	0.1	0.0	0.0
0.1	0.1	0.1	0.1	0.0	0.1	0.0	0.0
0.1	0.1	0.1	0.1	0.0	0.1	0.0	0.0
0.1	0.1	0.1	0.1	0.0	0.1	0.0	0.0
0.1	0.1	0.1	0.1	0.0	0.1	0.0	0.0
0.1	0.1	0.1	0.1	0.0	0.1	0.0	0.0
0.1	0.1	0.1	0.1	0.0	0.1	0.0	0.0
0.1	0.1	0.1	0.1	0.0	0.1	0.0	0.0
0.1	0.1	0.1	0.1	0.0	0.1	0.0	0.0
0.1	0.1	0.1	0.1	0.0	0.1	0.0	0.0
0.1	0.1	0.1	0.1	0.0	0.1	0.0	0.0
0.1	0.1	0.1	0.1	0.0	0.1	0.0	0.0

M18-49	M25-54	V12-17	V2+	V2-11	W18+	W18-34	W18-49
0.1	0.1	0.1	0.1	0.1	0.0	0.1	0.0
0.1	0.1	0.1	0.1	0.1	0.0	0.1	0.0
0.1	0.1	0.1	0.1	0.1	0.0	0.1	0.0
0.1	0.1	0.1	0.1	0.1	0.0	0.1	0.0
0.1	0.1	0.1	0.1	0.1	0.0	0.1	0.0
0.1	0.1	0.1	0.1	0.1	0.0	0.1	0.0
0.1	0.1	0.1	0.1	0.1	0.0	0.1	0.0
0.1	0.1	0.1	0.1	0.1	0.0	0.1	0.0
0.1	0.1	0.1	0.1	0.1	0.0	0.1	0.0
0.1	0.1	0.1	0.1	0.1	0.0	0.1	0.0
0.1	0.1	0.1	0.1	0.1	0.0	0.1	0.0
0.1	0.1	0.1	0.1	0.1	0.0	0.1	0.0
0.1	0.1	0.1	0.1	0.1	0.0	0.1	0.0
0.1	0.1	0.1	0.1	0.1	0.0	0.1	0.0
0.1	0.1	0.1	0.1	0.1	0.0	0.1	0.0
0.1	0.1	0.1	0.1	0.1	0.0	0.1	0.0
0.1	0.1	0.1	0.1	0.1	0.0	0.1	0.0
0.1	0.1	0.1	0.1	0.1	0.0	0.1	0.0
0.1	0.1	0.1	0.1	0.1	0.0	0.1	0.0
0.1	0.1	0.1	0.1	0.1	0.0	0.1	0.0
0.1	0.1	0.1	0.1	0.1	0.0	0.1	0.0
0.1	0.1	0.1	0.1	0.1	0.0	0.1	0.0
0.1	0.1	0.1	0.1	0.1	0.0	0.1	0.0
2.7	2.3	0.7	10.6	0.5	3.1	0.6	1.0
0.1	0.0	0.0	0.0	0.0	0.0	0.0	0.0
0.0	0.0	0.0	0.0	0.0	0.0	0.0	0.0
0.1	0.0	0.0	0.0	0.0	0.0	0.0	0.0
0.0	0.0	0.0	0.0	0.0	0.0	0.0	0.0
0.0	0.0	0.0	0.0	0.0	0.0	0.0	0.0

M18-49	M25-54	V12-17	V2+	V2-11	W18+	W18-34	W18-49
0.0	0.0	0.0	0.0	0.0	0.0	0.0	0.0
0.0	0.0	0.0	0.0	0.0	0.0	0.0	0.0
0.1	0.0	0.0	0.0	0.0	0.0	0.0	0.0
0.0	0.0	0.0	0.0	0.0	0.0	0.0	0.0
0.0	0.0	0.0	0.0	0.0	0.0	0.0	0.0
0.0	0.0	0.0	0.0	0.0	0.0	0.0	0.0
0.0	0.0	0.0	0.0	0.0	0.0	0.0	0.0
0.0	0.0	0.0	0.0	0.0	0.0	0.0	0.0
0.0	0.0	0.0	0.0	0.0	0.0	0.0	0.0
0.0	0.0	0.0	0.0	0.0	0.0	0.0	0.0
0.0	0.0	0.0	0.0	0.0	0.0	0.0	0.0
0.0	0.0	0.0	0.0	0.0	0.0	0.0	0.0
0.0	0.0	0.0	0.0	0.0	0.0	0.0	0.0
0.0	0.0	0.0	0.0	0.0	0.0	0.0	0.0
0.1	0.1	0.0	0.0	0.0	0.0	0.0	0.0
0.1	0.1	0.1	0.0	0.0	0.0	0.0	0.0
0.0	0.0	0.0	0.0	0.0	0.0	0.0	0.0
0.0	0.0	0.0	0.0	0.0	0.0	0.0	0.0
0.0	0.0	0.0	0.0	0.0	0.0	0.0	0.0
0.0	0.0	0.0	0.0	0.0	0.0	0.0	0.0
0.0	0.0	0.0	0.0	0.0	0.0	0.0	0.0
0.0	0.0	0.0	0.0	0.0	0.0	0.0	0.0
0.1	0.1	0.1	0.0	0.0	0.0	0.0	0.0
0.1	0.0	0.0	0.0	0.0	0.0	0.0	0.0
0.1	0.0	0.0	0.0	0.0	0.0	0.0	0.0
0.1	0.0	0.0	0.0	0.0	0.0	0.0	0.0

---

---

M18-49	M25-54	V12-17	V2+	V2-11	W18+	W18-34	W18-49
0.0	0.0	0.0	0.0	0.0	0.0	0.0	0.0
0.0	0.0	0.0	0.0	0.0	0.0	0.0	0.0
0.0	0.0	0.0	0.0	0.0	0.0	0.0	0.0
0.0	0.0	0.0	0.0	0.0	0.0	0.0	0.0
0.1	0.1	0.1	0.1	0.1	0.0	0.0	0.0
2.1	1.3	2.1	7.9	0.3	2.3	1.2	1.6
0.0	0.0	0.1	0.0	0.0	0.0	0.0	0.0
0.0	0.0	0.1	0.0	0.0	0.0	0.0	0.0
0.0	0.0	0.1	0.0	0.0	0.0	0.0	0.0
0.0	0.0	0.1	0.0	0.0	0.0	0.0	0.0
0.0	0.0	0.1	0.0	0.0	0.0	0.0	0.0
0.0	0.0	0.1	0.0	0.0	0.0	0.0	0.0
0.0	0.0	0.1	0.0	0.0	0.0	0.0	0.0
0.0	0.0	0.1	0.0	0.0	0.0	0.0	0.0
0.0	0.0	0.1	0.0	0.0	0.0	0.0	0.0
0.0	0.0	0.1	0.0	0.0	0.0	0.0	0.0
0.0	0.0	0.1	0.0	0.0	0.0	0.0	0.0
0.0	0.0	0.1	0.0	0.0	0.0	0.0	0.0
0.0	0.0	0.1	0.0	0.0	0.0	0.0	0.0
0.0	0.0	0.1	0.0	0.0	0.0	0.0	0.0
0.0	0.0	0.1	0.0	0.0	0.0	0.0	0.0
0.0	0.0	0.1	0.0	0.0	0.0	0.0	0.0
0.0	0.0	0.1	0.0	0.0	0.0	0.0	0.0
0.0	0.0	0.1	0.0	0.0	0.0	0.0	0.0
0.0	0.0	0.1	0.0	0.0	0.0	0.0	0.0
0.0	0.0	0.1	0.0	0.0	0.0	0.0	0.0
0.0	0.0	0.1	0.0	0.0	0.0	0.0	0.0
0.0	0.0	0.1	0.0	0.0	0.0	0.0	0.0

---

---

M18-49	M25-54	V12-17	V2+	V2-11	W18+	W18-34	W18-49
0.0	0.0	0.1	0.0	0.0	0.0	0.0	0.0
0.0	0.0	0.1	0.0	0.0	0.0	0.0	0.0
0.0	0.0	0.1	0.0	0.0	0.0	0.0	0.0
0.0	0.0	0.1	0.0	0.0	0.0	0.0	0.0
0.0	0.0	0.1	0.0	0.0	0.0	0.0	0.0
0.0	0.0	0.1	0.0	0.0	0.0	0.0	0.0
0.0	0.0	0.1	0.0	0.0	0.0	0.0	0.0
0.0	0.0	0.1	0.0	0.0	0.0	0.0	0.0
0.0	0.0	0.1	0.0	0.0	0.0	0.0	0.0
0.0	0.0	0.1	0.0	0.0	0.0	0.0	0.0
0.0	0.0	0.1	0.0	0.0	0.0	0.0	0.0
0.0	0.0	0.1	0.0	0.0	0.0	0.0	0.0
0.0	0.0	0.1	0.0	0.0	0.0	0.0	0.0
0.0	0.0	0.1	0.0	0.0	0.0	0.0	0.0
0.0	0.0	0.1	0.0	0.0	0.0	0.0	0.0
0.0	0.0	0.1	0.0	0.0	0.0	0.0	0.0
0.0	0.0	0.1	0.0	0.0	0.0	0.0	0.1
0.0	0.0	0.1	0.0	0.0	0.0	0.0	0.0
0.0	0.0	0.0	0.0	0.0	0.0	0.0	0.0
0.0	0.0	0.1	0.0	0.0	0.0	0.0	0.0
0.0	0.0	0.1	0.0	0.0	0.0	0.0	0.0
0.0	0.0	0.0	0.0	0.0	0.0	0.0	0.0
0.0	0.0	0.0	0.0	0.0	0.0	0.0	0.0
0.0	0.0	0.0	0.0	0.0	0.0	0.0	0.0
0.0	0.0	0.0	0.0	0.0	0.0	0.0	0.0
0.0	0.0	0.0	0.0	0.0	0.0	0.0	0.0
0.0	0.0	0.0	0.0	0.0	0.0	0.0	0.0
0.6	0.4	0.8	3.9	0.1	1.4	0.4	0.7
0.0	0.0	0.1	0.0	0.0	0.0	0.0	0.0
0.0	0.0	0.0	0.0	0.0	0.0	0.0	0.0
0.0	0.0	0.1	0.0	0.0	0.0	0.0	0.0
0.0	0.0	0.1	0.0	0.0	0.0	0.0	0.0
0.0	0.0	0.0	0.0	0.0	0.0	0.0	0.0
0.0	0.0	0.0	0.0	0.0	0.0	0.0	0.0
0.0	0.0	0.0	0.0	0.0	0.0	0.0	0.0
0.0	0.0	0.0	0.0	0.0	0.0	0.0	0.0



M18-49	M25-54	V12-17	V2+	V2-11	W18+	W18-34	W18-49
0.0	0.0	0.1	0.0	0.0	0.0	0.0	0.0
0.0	0.0	0.1	0.0	0.0	0.0	0.0	0.0
0.0	0.0	0.0	0.0	0.0	0.0	0.0	0.0
0.0	0.0	0.0	0.0	0.0	0.0	0.0	0.0
0.0	0.0	0.1	0.0	0.0	0.0	0.0	0.0
0.0	0.0	0.1	0.0	0.0	0.0	0.0	0.0
0.0	0.0	0.0	0.0	0.0	0.0	0.0	0.0
0.0	0.0	0.0	0.0	0.0	0.0	0.0	0.0
0.0	0.0	0.0	0.0	0.0	0.0	0.0	0.0
0.0	0.0	0.0	0.0	0.0	0.0	0.0	0.0
0.0	0.0	0.0	0.0	0.0	0.0	0.0	0.0
0.0	0.0	0.1	0.0	0.0	0.0	0.0	0.0
0.0	0.0	0.1	0.0	0.0	0.0	0.0	0.0
0.0	0.0	0.1	0.0	0.0	0.0	0.0	0.0
0.0	0.0	0.0	0.0	0.0	0.0	0.0	0.0
0.0	0.0	0.0	0.0	0.0	0.0	0.0	0.0
0.0	0.0	0.0	0.0	0.0	0.0	0.0	0.0
0.0	0.0	0.1	0.0	0.0	0.0	0.0	0.0
0.0	0.0	0.1	0.0	0.0	0.0	0.0	0.0
0.0	0.0	0.1	0.0	0.0	0.0	0.0	0.0
0.0	0.0	0.1	0.0	0.0	0.0	0.0	0.0
0.0	0.0	0.1	0.0	0.0	0.0	0.0	0.0
0.0	0.0	0.1	0.0	0.0	0.0	0.0	0.0
0.0	0.0	0.0	0.0	0.0	0.0	0.0	0.0
0.0	0.0	0.0	0.0	0.0	0.0	0.0	0.0

M18-49	M25-54	V12-17	V2+	V2-11	W18+	W18-34	W18-49
0.0	0.0	0.1	0.0	0.0	0.0	0.0	0.0
0.0	0.0	0.0	0.0	0.0	0.0	0.0	0.0
0.0	0.0	0.1	0.0	0.0	0.0	0.0	0.0
1.4	1.4	0.6	9.3	0.5	3.6	0.6	1.3
0.0	0.0	0.0	0.0	0.0	0.0	0.0	0.0
0.0	0.0	0.0	0.0	0.0	0.0	0.0	0.0
0.0	0.0	0.0	0.0	0.0	0.0	0.0	0.0
0.0	0.0	0.0	0.0	0.0	0.0	0.0	0.0
0.0	0.0	0.0	0.0	0.0	0.0	0.0	0.0
0.0	0.0	0.0	0.0	0.0	0.0	0.0	0.0
0.0	0.0	0.0	0.0	0.0	0.0	0.0	0.0
0.0	0.0	0.0	0.0	0.0	0.0	0.0	0.0
0.0	0.0	0.0	0.0	0.0	0.0	0.0	0.0
0.0	0.0	0.0	0.0	0.0	0.0	0.0	0.0
0.0	0.0	0.0	0.0	0.0	0.0	0.0	0.0
0.0	0.0	0.0	0.0	0.0	0.0	0.0	0.0
0.0	0.0	0.0	0.0	0.0	0.0	0.0	0.0
0.0	0.0	0.0	0.0	0.0	0.0	0.0	0.0
0.0	0.0	0.0	0.0	0.0	0.0	0.0	0.0
0.0	0.0	0.0	0.0	0.0	0.0	0.0	0.0
0.0	0.0	0.0	0.0	0.0	0.0	0.0	0.0
0.0	0.0	0.0	0.0	0.0	0.0	0.0	0.0
0.0	0.0	0.0	0.0	0.0	0.0	0.0	0.0
0.0	0.0	0.0	0.0	0.0	0.0	0.0	0.0
0.0	0.0	0.0	0.0	0.0	0.0	0.0	0.0
0.0	0.0	0.0	0.0	0.0	0.0	0.0	0.0
0.0	0.0	0.0	0.0	0.0	0.0	0.0	0.0
0.0	0.0	0.0	0.0	0.0	0.0	0.0	0.0
0.0	0.0	0.0	0.0	0.0	0.0	0.0	0.0
0.0	0.0	0.0	0.0	0.0	0.0	0.0	0.0
0.0	0.0	0.0	0.0	0.0	0.0	0.0	0.0

---

---


M18-49	M25-54	V12-17	V2+	V2-11	W18+	W18-34	W18-49
0.0	0.0	0.0	0.0	0.0	0.0	0.0	0.0
0.0	0.0	0.0	0.0	0.0	0.0	0.0	0.0
0.0	0.0	0.0	0.0	0.0	0.0	0.0	0.0
0.0	0.0	0.0	0.0	0.0	0.0	0.0	0.0
0.0	0.0	0.0	0.0	0.0	0.0	0.0	0.0
0.0	0.0	0.0	0.0	0.0	0.0	0.0	0.0
0.0	0.0	0.0	0.0	0.0	0.0	0.0	0.0
0.0	0.0	0.0	0.0	0.0	0.0	0.0	0.0
0.0	0.0	0.0	0.0	0.0	0.0	0.0	0.0
0.0	0.0	0.0	0.0	0.0	0.0	0.0	0.0
0.0	0.0	0.0	0.0	0.0	0.0	0.0	0.0
0.0	0.0	0.0	0.0	0.0	0.0	0.0	0.0
0.0	0.0	0.0	0.0	0.0	0.0	0.0	0.0
0.0	0.0	0.0	0.0	0.0	0.0	0.0	0.0
0.0	0.0	0.0	0.0	0.0	0.0	0.0	0.0
0.0	0.0	0.0	0.0	0.0	0.0	0.0	0.0
1.4	0.4	0.1	4.0	0.1	1.6	0.4	0.7
0.0	0.0	0.0	0.0	0.0	0.0	0.0	0.0
0.0	0.0	0.0	0.0	0.0	0.0	0.0	0.0
0.0	0.0	0.0	0.0	0.0	0.0	0.0	0.0
0.0	0.0	0.0	0.0	0.0	0.0	0.0	0.0
0.0	0.0	0.0	0.0	0.0	0.0	0.0	0.0
0.0	0.0	0.0	0.0	0.0	0.0	0.0	0.0
0.0	0.0	0.0	0.0	0.0	0.0	0.0	0.0
0.0	0.0	0.0	0.0	0.0	0.0	0.0	0.0
0.0	0.0	0.0	0.0	0.0	0.0	0.0	0.0
0.0	0.0	0.0	0.0	0.0	0.0	0.0	0.0
0.0	0.0	0.0	0.0	0.0	0.0	0.0	0.0
0.0	0.0	0.0	0.0	0.0	0.0	0.0	0.0
0.0	0.0	0.0	0.0	0.0	0.0	0.0	0.0
0.0	0.0	0.0	0.0	0.0	0.0	0.0	0.0
0.0	0.0	0.0	0.0	0.0	0.0	0.0	0.0
0.0	0.0	0.0	0.0	0.0	0.0	0.0	0.0
0.0	0.0	0.0	0.0	0.0	0.0	0.0	0.0



M18-49	M25-54	V12-17	V2+	V2-11	W18+	W18-34	W18-49
0.0	0.0	0.0	0.0	0.0	0.0	0.0	0.0
2.3	1.9	1.3	12.0	0.9	4.4	0.4	1.6
0.0	0.0	0.1	0.1	0.0	0.0	0.0	0.0
0.0	0.0	0.1	0.0	0.0	0.0	0.0	0.0
0.0	0.0	0.1	0.1	0.0	0.0	0.0	0.0
0.0	0.0	0.1	0.0	0.0	0.0	0.0	0.0
0.0	0.0	0.1	0.0	0.0	0.0	0.0	0.0
0.0	0.0	0.1	0.0	0.0	0.0	0.0	0.0
0.0	0.0	0.1	0.0	0.0	0.0	0.0	0.0
0.0	0.0	0.1	0.1	0.0	0.0	0.0	0.0
0.0	0.0	0.1	0.0	0.0	0.0	0.0	0.0
0.0	0.0	0.1	0.0	0.0	0.0	0.0	0.0
0.0	0.0	0.1	0.0	0.0	0.0	0.0	0.0
0.0	0.0	0.1	0.0	0.0	0.0	0.0	0.0
0.0	0.0	0.1	0.0	0.0	0.0	0.0	0.0
0.0	0.0	0.1	0.0	0.0	0.0	0.0	0.0
0.0	0.0	0.1	0.0	0.0	0.0	0.0	0.0
0.0	0.0	0.1	0.1	0.0	0.0	0.0	0.0
0.0	0.0	0.1	0.1	0.0	0.0	0.0	0.0
0.0	0.0	0.1	0.0	0.0	0.0	0.0	0.0
0.0	0.0	0.1	0.0	0.0	0.0	0.0	0.0
0.0	0.0	0.1	0.0	0.0	0.0	0.0	0.0
0.0	0.0	0.1	0.0	0.0	0.0	0.0	0.0
0.0	0.0	0.1	0.0	0.0	0.0	0.0	0.0
0.0	0.0	0.1	0.0	0.0	0.0	0.0	0.0
0.0	0.0	0.1	0.0	0.0	0.0	0.0	0.0
0.0	0.0	0.1	0.0	0.0	0.0	0.0	0.0


M18-49	M25-54	V12-17	V2+	V2-11	W18+	W18-34	W18-49
0.0	0.0	0.1	0.0	0.0	0.0	0.0	0.0
0.0	0.0	0.1	0.0	0.0	0.0	0.0	0.0
0.0	0.0	0.1	0.0	0.0	0.0	0.0	0.0
0.0	0.0	0.1	0.1	0.0	0.0	0.0	0.0
0.0	0.0	0.1	0.1	0.0	0.0	0.0	0.0
0.0	0.0	0.1	0.1	0.0	0.0	0.0	0.0
0.0	0.0	0.1	0.0	0.0	0.0	0.0	0.0
0.0	0.0	0.1	0.0	0.0	0.0	0.0	0.0
0.0	0.0	0.1	0.0	0.0	0.0	0.0	0.0
0.0	0.0	0.1	0.0	0.0	0.0	0.0	0.0
0.0	0.0	0.1	0.0	0.0	0.0	0.0	0.0
0.1	0.0	0.1	0.1	0.0	0.1	0.0	0.0






W25-54	
	0.0
	0.0
	0.0
	0.0
	0.0
	0.0
	0.0
	0.0
	0.0
	0.0
	0.0
	0.0
	0.0
	0.0
	1.5
	0.0
	0.0
	0.0
	0.0
	0.0
	0.0
	0.0
	0.0
	0.0
	0.0
	0.0
	0.0
	0.0
	0.0
	0.0
	0.0







W25-54	
	0.0
	0.0
	0.0
	0.0
	0.0
	0.0
	0.0
	0.0
	0.0
	0.0
	0.0
	0.0
	0.0
	0.0
	0.0
	0.0
	0.0
	0.0
	0.0
	0.0
	0.0
	0.0
	0.0
	0.0
	0.0
	0.0
	0.0
	0.0
	0.0
	0.0
	0.0
	2.8
	0.1



W25-54	
	0.0
	0.1
	0.1
	0.1
	0.0
	0.0
	0.1
	0.1
	0.1
	0.1
	0.1
	0.1
	0.1
	0.1
	0.1
	0.1
	0.1
	0.0
	0.1
	0.1
	0.1
	0.1
	0.1
	0.1
	0.0
	0.1
	0.1




W25-54	
	0.1
	0.1
	0.1
	0.1
	0.0
	0.0
	0.1
	0.1
	0.1
	2.5
	0.1
	0.0
	0.1
	0.1
	0.0
	0.0
	0.0
	0.1
	0.1
	0.0
	0.0
	0.0
	0.0
	0.0
	0.0




W25-54	
	0.0
	0.0
	0.0
	0.1
	0.1
	0.0
	0.0
	0.0
	0.0
	0.0
	0.1
	0.1
	0.1
	0.1
	0.1
	0.0
	0.0
	0.0
	0.0
	0.1
	1.2
	0.0
	0.0
	0.0



W25-54	
	0.0
	0.0
	0.0
	0.0
	0.0
	0.0
	0.0
	0.0
	0.0
	0.0
	0.0
	0.0
	0.0
	0.0
	0.0
	0.0
	0.0
	0.0
	0.0
	0.0
	0.0
	0.0
	0.0
	0.0
	0.0
	0.0
	0.0
	0.0
	0.0
	0.0




W25-54	
	0.0
	0.0
	0.0
	0.0
	0.0
	0.0
	0.0
	0.0
	1.2
	0.0
	0.0
	0.0
	0.0
	0.0
	0.0
	0.0
	0.0
	0.0
	0.0
	0.0
	0.0
	0.0
	0.0
	0.0
	0.0
	0.0
	0.0
	0.0




W25-54	
	0.0
	0.0
	0.0
	0.0
	0.0
	0.0
	0.0
	0.0
	0.0
	0.0
	0.0
	0.0
	0.0
	0.0
	0.0
	0.0
	0.0
	0.0
	0.0
	0.0
	0.0
	0.0
	0.0
	0.0
	0.9
	0.0
	0.0
	0.0
	0.0
	0.0
	0.0
	0.0







W25-54	
	0.0
	0.0
	0.0
	0.0
	0.0
	0.8
	0.0
	0.0
	0.0
	0.0
	0.0
	0.0
	0.0
	0.0
	0.0
	0.0
	0.0
	0.0
	0.0
	0.0
	0.0
	0.0
	0.0
	0.0
	0.0
	0.0
	0.0
	0.0
	0.0



W25-54	
	0.0
	0.0
	0.0
	0.0
	0.0
	0.0
	0.0
	0.0
	0.0
	0.0
	0.0
	0.0
	0.0
	0.0
	0.0
	0.0
	0.0
	0.0
	0.0
	0.0
	0.4
	0.0
	0.0
	0.0
	0.0
	0.0
	0.0
	0.0
	0.0
	0.0














W25-54	
	0.0
	0.0
	0.0
	0.0
	0.0
	0.0
	0.0
	0.0
	0.0
	0.0
	0.0
	0.0
	0.0
	0.0
	0.0